

Queen's Baton Relay proudly partnered with



UNIVERSITY OF
BIRMINGHAM

Official Partner of International
& Domestic Sectors

Official Partner of
International Sector

BIRMINGHAM 2022 QUEEN'S BATON RELAY

SCHOOLS RESOURCES FOR RECEPTION



CONTENTS

Introduction to Birmingham 2022 and the Queens Baton Relay	4
Birmingham 2022 Baton	5
Designing the Commonwealth Baton	6
Design Your Own Baton	7
The Batons Journey Introduction	8
2022 Queen’s Baton Relay Route	9-12
The Batons Journey Worksheet	13
Baton Keywords	14
Read and Write	15
Make a Baton	16
The Queen’s Message	17
Build a Batonbearer	18
The Batons Journey 2	19
Commonwealth Countries	20-22
Flags of the Commonwealth	21-22
Design your own Flag	23
Colour the Commonwealth Flag	24
Flag Snap	25-31
Baton Relay	32
The Legacy of the Games	33
My Future	34

QUEEN'S BATON RELAY RESOURCE PACK

INTRODUCTION TO THE PACK

The Queen's Baton Relay begins in October 2021 and is an important tradition in the lead up to the Commonwealth Games. This resource pack is designed to bring the celebrations alive for your Reception year pupils.

AIMS OF THE PACK

The pack aims to provide learning opportunities to be explored within the classroom. Pupils will be encouraged to explore the Queen's Baton Relay and Commonwealth Games through age appropriate themed activities

HOW TO USE IT

The Queen's Baton Relay in 2022 will last 294 days, finishing in Birmingham on the 28th July 2022 for the Commonwealth Games Opening Ceremony. The activities in this pack can be used throughout this time to engage pupils in this historic occasion. Each activity can stand alone so you can use the resources as and when you wish over the 42 weeks to help track the Baton and its progress.

The activities in these resources range in length and can therefore be selected to fit into learning schedules to suit your timetables. There are printable resources making it quick and easy to plan and enhance topic learning.

INTRODUCTION TO BIRMINGHAM 2022 AND THE QUEEN'S BATON RELAY

Welcome to Birmingham 2022! It is time to begin introducing your pupils to this fantastic event. The Commonwealth Games take place every 4 years and sees 72 different nations and territories come together not only to compete but to meet and inspire each other to work towards greater achievements.

In the run up to the Commonwealth Games there is the incredible Queen's Baton Relay. It begins in Buckingham Palace complete with a message from the Queen. The uniquely designed Baton will travel around all of the Commonwealth nations and territories over 294 days before arriving at the opening ceremony. Use the following activities and worksheets to introduce your pupils to these historic events.

Showing some videos and photos of the Queen's Baton Relay and Commonwealth Games will also help to contextualise the events for them. The most up to date information can be found at www.birmingham2022.com

THE BIRMINGHAM 2022 BATON

The most important element of the Relay is of course the Baton, without it the event would not be possible. Below is a picture of the unique design created for Birmingham 2022, share this with your pupils and explain that during the relay it is passed from person to person as they travel the world.



Open a discussion into the Baton. Ask your class what they like about it? Can they describe the Baton and it's colours? Did they know it features a camera to record the journey, can track the holder's heart rate and has an amazing colour changing lighting display. Most importantly the baton holds a message from Queen Elizabeth II herself. In the 2022 Baton, it is hidden in a chamber at the top of the Baton, under the golden logo.



MATERIALS NEEDED:

Videos / photos of the QBR and Games.




ESTIMATED ACTIVITY TIME:

5-10 minutes.

DESIGNING THE COMMONWEALTH BATON

Now the class has seen the Birmingham 2022 Baton, you may also wish to show them some images of other batons. Here is a selection from some previous relays.



Each design is unique with all manner of colours, shapes and patterns. Allow your class to design their own baton, you may wish to provide a cylindrical baton outline for them (see below) or allow them to create something of their own having seen the baton pictures.



MATERIALS NEEDED:

Baton design worksheet
Coloured crayons, pencils or pens.



ESTIMATED ACTIVITY TIME:

10 minutes.

DESIGN A BATON















THE BATON'S JOURNEY

The Queen's Baton Relay will last 294 days and travel to all the Commonwealth nations and territories. Below you can find the schedule for the route from October 2021 - January 2022. You may wish to show this to your class and use it as a tool to discuss months of the year or days of the week, to help link to other topic teaching.












Following this are a selection of resources related to the baton and its journey:

- **The Batons Journey** - Developing pencil control skills.
- **Baton Keywords** - Introducing some key words related to the relay and letter formation.
- **Read and Write** - This shows the process of the Queen's Baton Relay going on its journey. Focusing on letter formation and reading skills.
- **Make Your Own Baton** - Exploring art and design, allowing your class to explore creativity.
- **The Queen's Message** - An activity which explores both drawing and letter formation, while introducing the message from the Queen which is vital to the traditions of the event.
- **Build your Batonbearer** - The Baton is carried by thousands of Batonbearers around the commonwealth, colour in and create your own batonbearer puppet.
- **The Batons Journey 2** - seeing if your pupils can complete the alphabet.



















OCTOBER 2021

Monday	Tuesday	Wednesday	Thursday	Friday	Saturday	Sunday
				1	2	3
4 Travel	5 Travel	6 Travel	7 Buckingham Palace	8 Travel	9 Cyprus 	10 Cyprus 
11 Travel	12 Malta 	13 Malta 	14 Travel	15 Travel	16 Nigeria 	17 Nigeria 
18 Travel	19 Travel	20 The Gambia 	21 The Gambia 	22 Travel	23 Sierra Leone 	24 Sierra Leone 
25 Travel	26 Ghana 	27 Ghana 	28 Travel	29 Cameroon 	30 Cameroon 	31 Travel

NOVEMBER 2021

Monday	Tuesday	Wednesday	Thursday	Friday	Saturday	Sunday
1 Travel	2 Kenya 	3 Kenya 	4 Rwanda	5 Uganda 	6 Uganda 	7 Travel
8 Travel	9 Travel	10 Rwanda 	11 Rwanda 	12 Travel	13 United Republic of Tanzania 	14 United Republic of Tanzania 
15 Travel	16 Travel	17 Malawi 	18 Malawi 	19 Travel	20 Zambia 	21 Zambia 
22 Travel	23 Mozambique 	24 Mozambique 	25 Travel	26 Travel	27 Mauritius 	28 Mauritius 
29 Travel	30 Botswana 					

DECEMBER 2021

Monday	Tuesday	Wednesday	Thursday	Friday	Saturday	Sunday
		1 Botswana 	2 Travel	3 Travel	4 Travel	5 St Helena 
6 St Helena 	7 Travel	8 South Africa 	9 South Africa 	10 South Africa 	11 South Africa 	12 Travel
13 Travel	14 Namibia 	15 Namibia 	16 Travel	17 Eswatini 	18 Eswatini 	19 Travel
20 Lesotho 	21 Lesotho 	22 Travel	23 Seychelles 	24 Seychelles 	25 Travel	26 Travel
27 Pakistan 	28 Pakistan 	29 Pakistan 	30 Travel	31 Travel		

JANUARY 2022

Monday	Tuesday	Wednesday	Thursday	Friday	Saturday	Sunday
					1 The Maldives 	2 The Maldives 
3 Travel	4 Sri Lanka 	5 Sri Lanka 	6 Travel	7 Bangladesh 	8 Bangladesh 	9 Bangladesh 
10 Travel	11 Travel	12 India 	13 India 	14 India 	15 India 	16 Travel
17 Singapore 	18 Singapore 	19 Singapore 	20 Travel	21 Travel	22 Malaysia 	23 Malaysia 
24 Malaysia 	25 Travel	26 Brunei Darussalam 	27 Brunei Darussalam 	28 Travel	29 Travel	30 Papua New Guinea 
31 Papua New Guinea 						

THE BATON'S JOURNEY

CAREFULLY TRACE THE LINES TO COMPLETE
THE QUEEN'S BATON RELAY JOURNEY.



BATON KEY WORDS

PRACTICE YOUR LETTER FORMATION CAREFULLY
FOR THESE QUEEN'S BATON RELAY KEY WORDS.

B B B B B B B

Baton Baton

S S S S S S S

Sport Sport

Q Q Q Q Q Q Q

Queen Queen

R R R R R R R

Relay Relay

READ AND WRITE

READ THE SENTENCES WHICH TELL THE STORY
PREPARING FOR THE QUEEN'S BATON RELAY AND THEN WRITE THEM OUT.

I put on my shoes

I put on my shoes

I hold the Baton

I hold the baton

I read the Queen's message

I read the Queen's
message

The Games begin

The games begin

I ran in the race

I ran in the race

We win a medal

We win a medal

MAKE A BATON

In this arts and crafts activity your class will be making their own Baton. Many actual baton designs focus on the environment and sustainability, for example the 2018 Gold Coast Baton was made using sustainable macadamia wood and recycled plastic which was collected from the oceans, waterways and beaches around the Gold Coast, in a project to reduce pollution. You can use this as a discussion opportunity with your class, to explore how they can help our planet and why they would want to do so.

Use kitchen roll tubes and other recycled materials to design and create their own baton. They can develop dexterity through cutting and sticking on their designs. Record their work by photographing everyone with their finished batons.



MATERIALS NEEDED:

- Kitchen roll tube
- Other recycled materials
- Glue
- Colours




ESTIMATED ACTIVITY TIME:

15 minutes.

THE QUEEN'S MESSAGE

DRAW A PICTURE OF THE QUEEN AND THEN HELP TO COMPLETE THE SPECIAL MESSAGE SHE PLACES IN THE BATON.

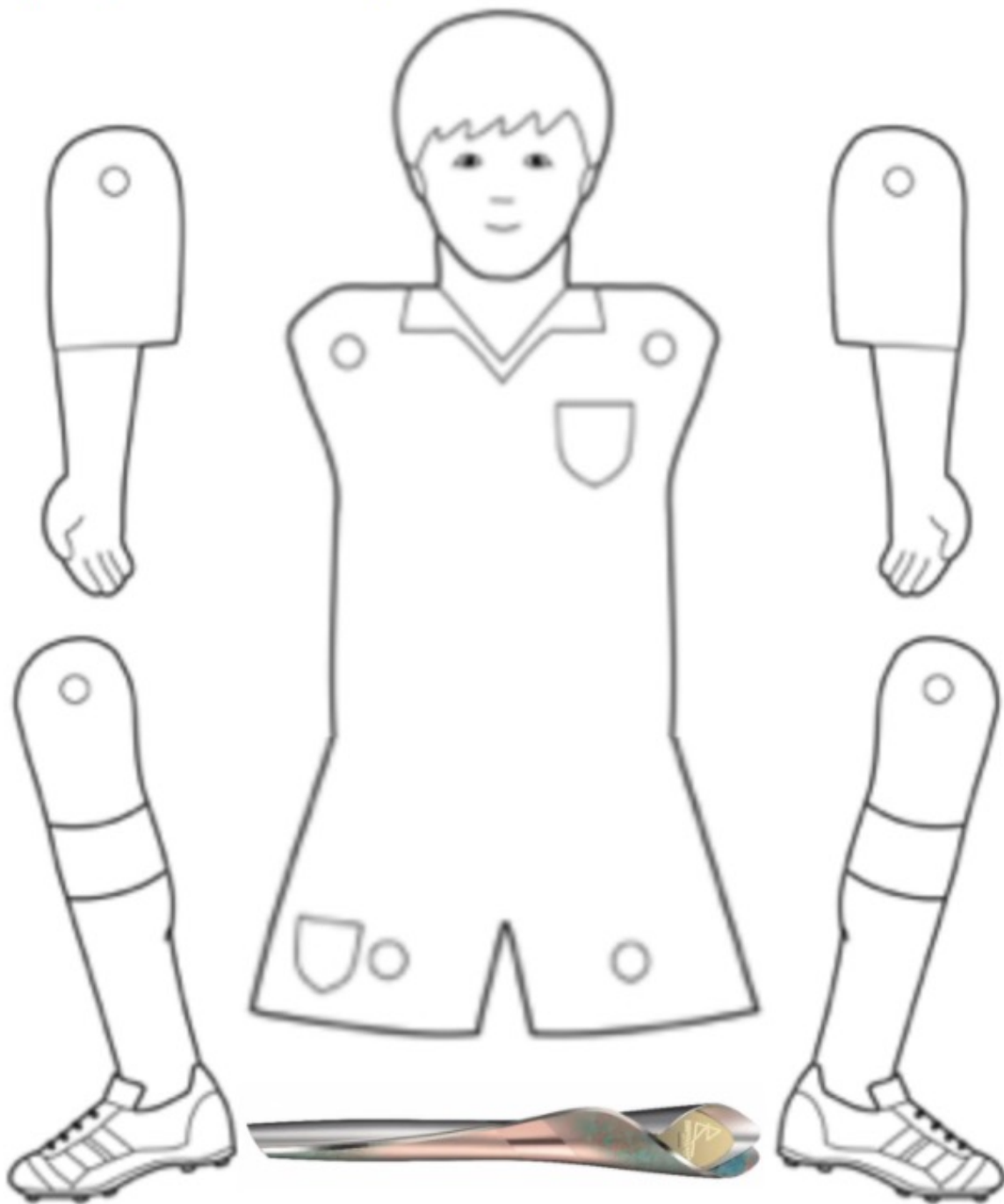


Calling **all**
Commonwealth
Athletes. Follow
the Baton **to** the
2022 Games.

Queen Elizabeth II

BUILD YOUR BATONBEARER

COLOUR IN YOUR BATONBEARER AND THEN BUILD THEM USING SPLIT PINS. MAKE SURE YOU STICK THE BATON ONTO THEIR HAND.

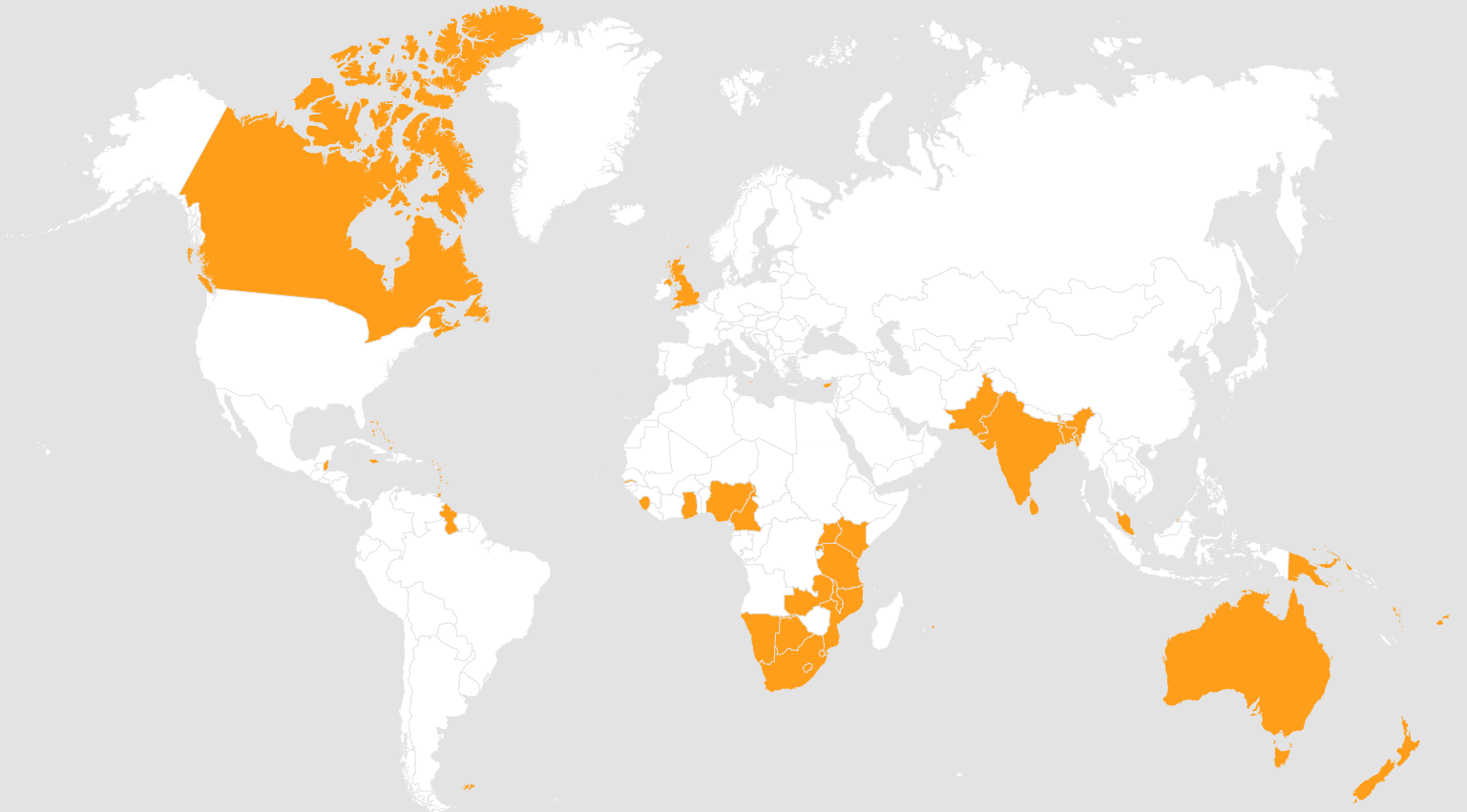


THE BATON'S JOURNEY

FILL IN THE MISSING LETTERS OF THE ALPHABET
TO COMPLETE THE QUEEN'S BATON RELAY JOURNEY.

A circular path of letters and empty circles for a word search activity. The letters shown are A, B, C, E, L, K, J, H, N, Q, R, U, V, X, Z. There are 15 empty circles to be filled with the missing letters of the alphabet. The path is decorated with pink footprints and a silver baton.

COMMONWEALTH COUNTRIES



FLAGS OF THE COMMONWEALTH


Africa



Botswana



Cameroon



Eswatini



Ghana



Kenya



Lesotho



Malawi




Mauritius



Mozambique



Namibia



Nigeria



Rwanda



Seychelles



Sierra Leone



South Africa



The Gambia



United Republic
of Tanzania



Uganda



Zambia

FLAGS OF THE COMMONWEALTH

Americas



Belize



Bermuda



Canada



Falkland Islands



Guyana



St Helena



The Bahamas

Asia




Bangladesh



Brunei Darussalam



India



Malaysia



Pakistan



Singapore




Sri Lanka



The Maldives

FLAGS OF THE COMMONWEALTH

Caribbean



Anguilla




Antigua & Barbuda



Barbados



British Virgin Islands



Cayman Islands




Dominica



Grenada



Jamaica



Montserrat



Saint Lucia




St Kitts & Nevis



St Vincent
& The Grenadines



Trinidad & Tobago



Turks & Caicos

FLAGS OF THE COMMONWEALTH

Europe



Cyprus



England




Gibraltar




Guernsey



Isle of Man



Jersey



Malta



Northern Ireland



Scotland




Wales

FLAGS OF THE COMMONWEALTH


Oceania



Australia



Cook Islands



Fiji



Kiribati



Nauru



New Zealand



Niue



Norfolk Island



Papua New Guinea




Samoa



Soloman Islands



Tonga



Tuvalu




Vanuatu



THE COMMONWEALTH FLAG

THIS IS THE COMMONWEALTH OF NATIONS FLAG. IT'S CURRENT DESIGN DATES TO 2013. IT FEATURES THE COMMONWEALTH SYMBOL IN GOLD ON A BLUE BACKGROUND. THE SYMBOL INCLUDES A RADIAL GRATING FORMING THE LETTER 'C' SURROUNDING A CIRCULAR SOLID, ON WHICH ARE SUPERIMPOSED FIVE LATITUDINAL LINES AND FIVE LONGITUDINAL LINES TO REPRESENT THE GLOBE.



FLAG CARD GAME

USING SCISSORS CUT OUT THE CARD SHAPES AND START PLAYING.

When someone turns up a card that matches a card already face up on another player's pile, the first person to notice the two matched cards calls out **"Snap!"**

Canada



Canada



India



India



FLAG CARD GAME

USING SCISSORS CUT OUT THE CARD SHAPES AND START PLAYING.

When someone turns up a card that matches a card already face up on another player's pile, the first person to notice the two matched cards calls out **"Snap!"**

South Africa



South Africa



Scotland



Scotland



FLAG CARD GAME

USING SCISSORS CUT OUT THE CARD SHAPES AND START PLAYING.

When someone turns up a card that matches a card already face up on another player's pile, the first person to notice the two matched cards calls out **"Snap!"**

Jamaica




Jamaica



The Bahamas



The Bahamas




FLAG CARD GAME


USING SCISSORS CUT OUT THE CARD SHAPES AND START PLAYING.

When someone turns up a card that matches a card already face up on another player's pile, the first person to notice the two matched cards calls out **"Snap!"**

Malta



Malta



Australia



Australia




FLAG CARD GAME


USING SCISSORS CUT OUT THE CARD SHAPES AND START PLAYING.

When someone turns up a card that matches a card already face up on another player's pile, the first person to notice the two matched cards calls out **"Snap!"**

Kenya



Kenya



Cyprus



Cyprus



FLAG CARD GAME

USING SCISSORS CUT OUT THE CARD SHAPES AND START PLAYING.

When someone turns up a card that matches a card already face up on another player's pile, the first person to notice the two matched cards calls out **"Snap!"**

Pakistan



Pakistan



Nigeria



Nigeria



FLAG CARD GAME

USING SCISSORS CUT OUT THE CARD SHAPES AND START PLAYING.

When someone turns up a card that matches a card already face up on another player's pile, the first person to notice the two matched cards calls out **"Snap!"**

Nauru



Nauru



Guyana



Guyana



BATON RELAY

Host your own Baton Relay event. Begin by fully warming up as a class. Set a course in your school hall or field either as a loop or backwards and forwards along a track. Split the class into even teams and explain the rules. A relay consists of shorter sprinting sections, before passing the baton on to your next team mate, who will then sprint and pass it on again. This pattern continues to the finish line.

Have your relay race and afterwards discuss the event. How did they find it? What was difficult and what was easy?



MATERIALS NEEDED:

- A baton
- Large open space



ESTIMATED ACTIVITY TIME:

15 minutes.

THE LEGACY OF THE GAMES

The Birmingham 2022 Games are hugely important for the legacy of the city, it is providing opportunities for local people, celebrating diversity and uniting communities across the region.

The Commonwealth nation and territories has a combined population of more than 2 billion, of which more than 60% are under 30 years of age. One of the main aims of the Commonwealth Games Federation is improving the chances of the Commonwealth's young people. Birmingham 2022's Games will also follow this goal to champion the youth and inspire them to accomplish their goals.

Ask your class to consider what they would like to do in their future. Get them to draw a picture of them in the future and ask them to describe what they imagine will happen.

Whatever their goals are, they should be looked at positively and encouraged to be ambitious in meeting them. In their journey through life there will be many different paths and choices, some of it is not easy. No matter what, encourage your class to remember that the most important thing is to be happy.



MATERIALS NEEDED:

My future worksheet
Writing and drawing implements



ESTIMATED ACTIVITY TIME:

15 minutes.

MY FUTURE

DRAW A PICTURE OF YOU IN THE FUTURE AND TELL YOUR TEACHER ABOUT IT.

Queen's Baton Relay proudly partnered with



Official Partner of International
& Domestic Sectors



UNIVERSITY OF
BIRMINGHAM

Official Partner of
International Sector

This brings us to the end of our Reception Queen's Baton Relay resource pack. We hope you have enjoyed joining in and preparing for The XXII Commonwealth Games.

LET THE GAMES BEGIN!

Birmingham 2022

One Brindley Place
Birmingham
West Midlands
B1 2JB

Birmingham2022.com

