

Queen's Baton Relay proudly partnered with



UNIVERSITY OF
BIRMINGHAM

Official Partner of International
& Domestic Sectors

Official Partner of
International Sector

BIRMINGHAM 2022 QUEEN'S BATON RELAY

SCHOOLS RESOURCES
FOR KS1



QUEEN'S BATON RELAY RESOURCE PACK

INTRODUCTION TO THE PACK

The Birmingham 2022 Queen's Baton Relay began in October 2021 and is an important tradition in the lead up to the Commonwealth Games. This KS1 resource pack is designed to bring the celebrations into your school, through exciting learning activities that span the curriculum.

AIMS OF THE PACK

The pack aims to provide learning opportunities to be explored within the classroom and can extend to home learning. Overall, it will develop the children's understanding of what the Queen's Baton Relay is, and focus on its important message of solidarity, hope and community. Pupils will be encouraged to explore the Queen's Baton Relay and Commonwealth Games through themed cross curricular activities.

As well as developing a connection and understanding of the Queen's Baton Relay and the Birmingham 2022 Commonwealth Games, the activities will develop transferable skills in communication, confidence building, presentation, research and much more.

HOW TO USE IT

The Queen's Baton Relay in 2021 / 2022 will last 294 days, finishing at the opening ceremony of the Birmingham 2022 Commonwealth Games on the 28 July 2022 for the Commonwealth Games Opening Ceremony. The activities in this pack can be used throughout this time to engage pupils in this historic occasion. Each activity can stand alone so you can use the resources as and when you wish over the 42 weeks to help track the Baton and its progress. The activities can be completed within individual classes, or you could also use the opportunity to explore competition and community by working with and or competing against other classes or schools as you learn.

The activities in these resources range in length and can therefore be selected to fit into learning schedules to suit your timetables. There are printable resources making it quick and easy to plan and enhance topic learning.

CONTENTS

Section 1: An introduction to Birmingham 2022	4
Birmingham 2022 Reading Comprehension	5
Birmingham 2022 Venues	7
Breaking News! The Games are Coming!	12
Freeze Go Motto	13
Values of the Games	14
Section 2: The Queen's Baton Relay	
The Queen's Baton Relay Past and Present	17
Baton: A Blast in the Past	18
Pass the Pulse	20
Baton Relay Acrostic	21
A Royal Decree	22
Research Poster	23
Section 3: Launching the Baton	24
What is a Baton?	25
Designing a Commonwealth Baton	26
Make a Baton	27
The Official Birmingham 2022 Baton	28
Still Image Scenes	31
Section 4: Journey to the Games	32
The Queen's Baton Relay Route 2021-2022	33
Join the Journey	37
The Batons Journey	38
Paving the Way	39
Time Trials	42
Baton Backgrounds	45
The Batons Journey 2	46
Journey to the Games Board Game	47
My Future Journey	50
Baton Relay	54
Getting Relay Ready	55

INTRODUCTION TO BIRMINGHAM 2022

Welcome to Birmingham 2022! It is time to begin introducing your pupils to this fantastic event. Give your class the following Birmingham 2022 fact sheet and see if they can complete the comprehension questions.

After reading, develop discussion around the questions and answers provided here to pique their interest in the topic. Expand your knowledge by watching videos of previous opening ceremonies, Commonwealth sports in action and photographs online of previous Commonwealth Games. Discuss their thoughts on what they have seen.

Together take a look at the Birmingham 2022 Commonwealth Games official website to discover more about the importance of this event and how you can get involved yourselves.



RESOURCES NEEDED:

Printed or electronic reading and comprehension
Writing implement



ESTIMATED ACTIVITY TIME:

10 Minutes - Researching online as a class
10-15 Minutes - Reading comprehension



CURRICULUM LINKS:

English - Reading comprehension

BIRMINGHAM 2022 COMMONWEALTH GAMES



WHAT IS HAPPENING IN BIRMINGHAM IN 2022?

In 2022 the City of Birmingham will be hosting the Commonwealth Games! This is a huge sporting event where athletes compete from around the world.

1. WHEN IS THE COMMONWEALTH GAMES BEING HELD IN BIRMINGHAM?

2000 2002 2200 2022

WHAT IS THE COMMONWEALTH?

The Commonwealth is a family of 72 different nations and territories. Most of the nations were once part of the British Empire. The Commonwealth includes some of the richest and poorest, largest and smallest nations in the world.

Here in the United Kingdom our Queen, Elizabeth II is actually the head of the Commonwealth.

Every two years the leaders of all Commonwealth countries meet to decide on ways to work together. They do lots of work to help the environment, and promote peace.

2. HOW MANY DIFFERENT NATIONS & TERRITORIES ARE IN THE COMMONWEALTH?

3. WHY DO THE LEADERS OF THE COMMONWEALTH MEET?

WHAT IS THE COMMONWEALTH GAMES?

The Commonwealth Games is a sporting event which happens every four years. It brings together all the nations & territories of the Commonwealth. They compete for medals but also inspire each other to work towards greater achievements.

The first Commonwealth Games happened in 1930 in Canada and it has happened every 4 years since (except in 1942 and 1946 during World War 2). Each time a different city hosts the Games.

4. HOW OFTEN DO THE GAMES TAKE PLACE?

EVERY YEAR EVERY 2 YEAR EVERY 4 YEAR EVERY 10 YEAR

5. WHY DO YOU THINK THE GAMES HAD TO BE CANCELLED IN 1942 AND 1946?

WHEN WILL BIRMINGHAM HOST THE GAMES?

In 2022, Birmingham will host the Commonwealth Games. The sporting event will last 11 days and over 4,500 athletes will compete.

WHICH SPORTS ARE PLAYED?

During the Games athletes will compete in 19 different sports including para- sports for athletes with a disability. Sports include swimming, badminton, gymnastics, weightlifting, cricket and lawn bowls.

6. CAN YOU NAME SOME SPORTS WHICH TAKE PLACE AT THE GAMES?

BIRMINGHAM 2022 VENUES

When the Commonwealth Games are hosted by Birmingham in 2022, various venues across the region and in London will be used for different sporting events. One key location will be the Alexander Stadium, which is where the Opening and Closing ceremonies will take place.

This activity will first consider the four countries within the United Kingdom, along with locating where you live and learning the location of Birmingham ready for the Games.

Next you will introduce Alexander Stadium to your pupils, you will be looking at and analysing maps and pictures of the venue. There are some questions for the class to answer. If they are struggling, consider using peer support pairs while they work



RESOURCES NEEDED:

Grid reference worksheet

Writing implement



ESTIMATED ACTIVITY TIME:

10 Minutes - Understanding grid references

10 Minutes - Working on the activity sheet



CURRICULUM LINKS:

Geography - Map reading. Identify human and physical characteristics.

Use four-figure grid references, symbols and key.

MAP OF THE UNITED KINGDOM

Do you know which 4 countries make up the United Kingdom?

Label them on the map.

What is the name of the place you live?

Label the town or city you live in on the map with an X, ask your teacher if you need help with this.

The Commonwealth Games are taking place in Birmingham in 2022.

Draw an arrow to the location of Birmingham on your map.

Belfast is the capital city of _____

Mark it with a triangle

Edinburgh is the capital city of _____

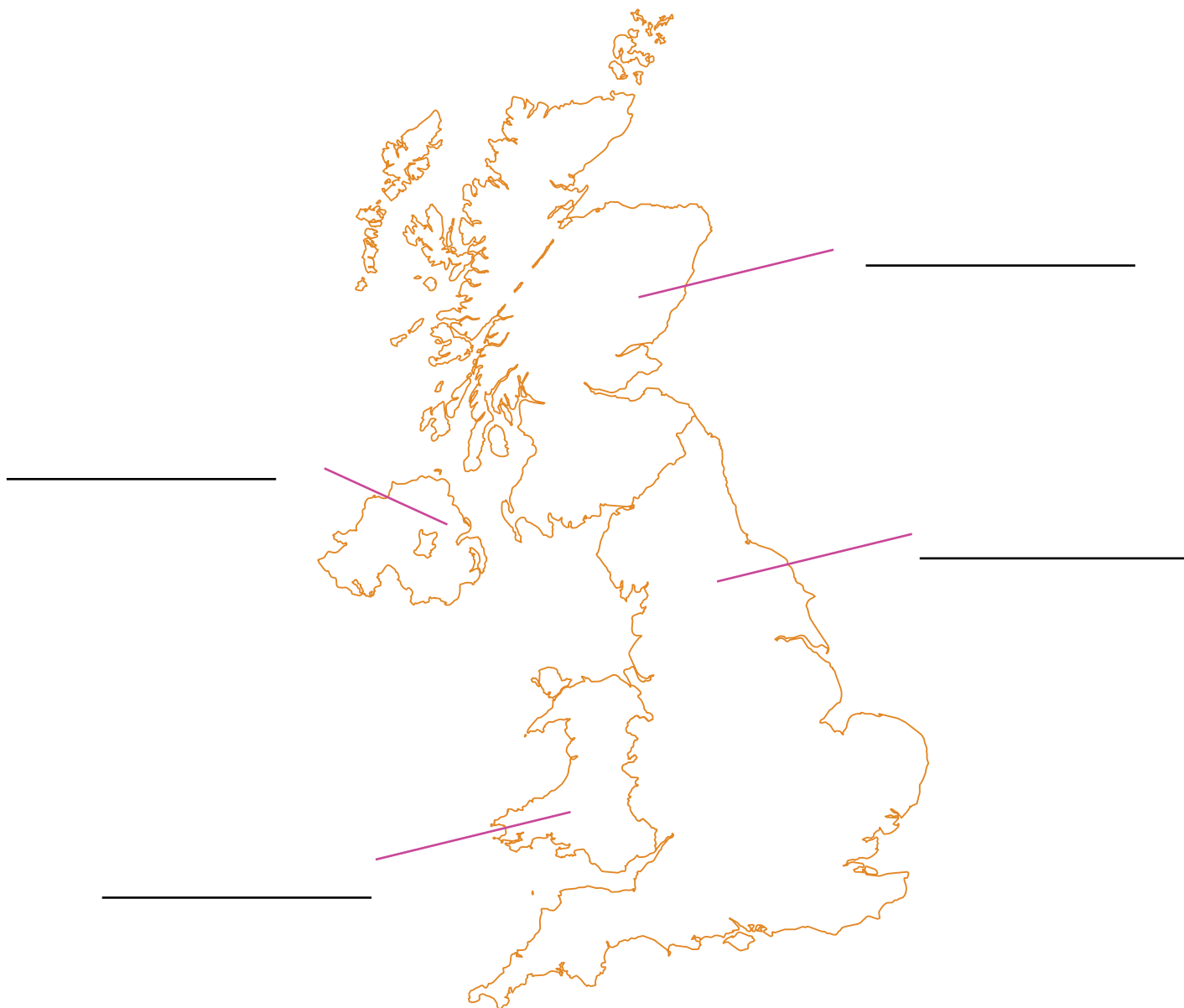
Mark it with a circle

London is the capital city of _____

Mark it with a square

Cardiff is the capital city of _____

Mark it with a star



BIRMINGHAM 2022 VENUES

During the Games, sports will take place at different venues. Alexander Stadium is one of the most important places in the Games. It is where the Opening and Closing ceremonies will take place. Alexander Stadium will have 30,000 people sitting to watch the Games.



This is Alexander Stadium.

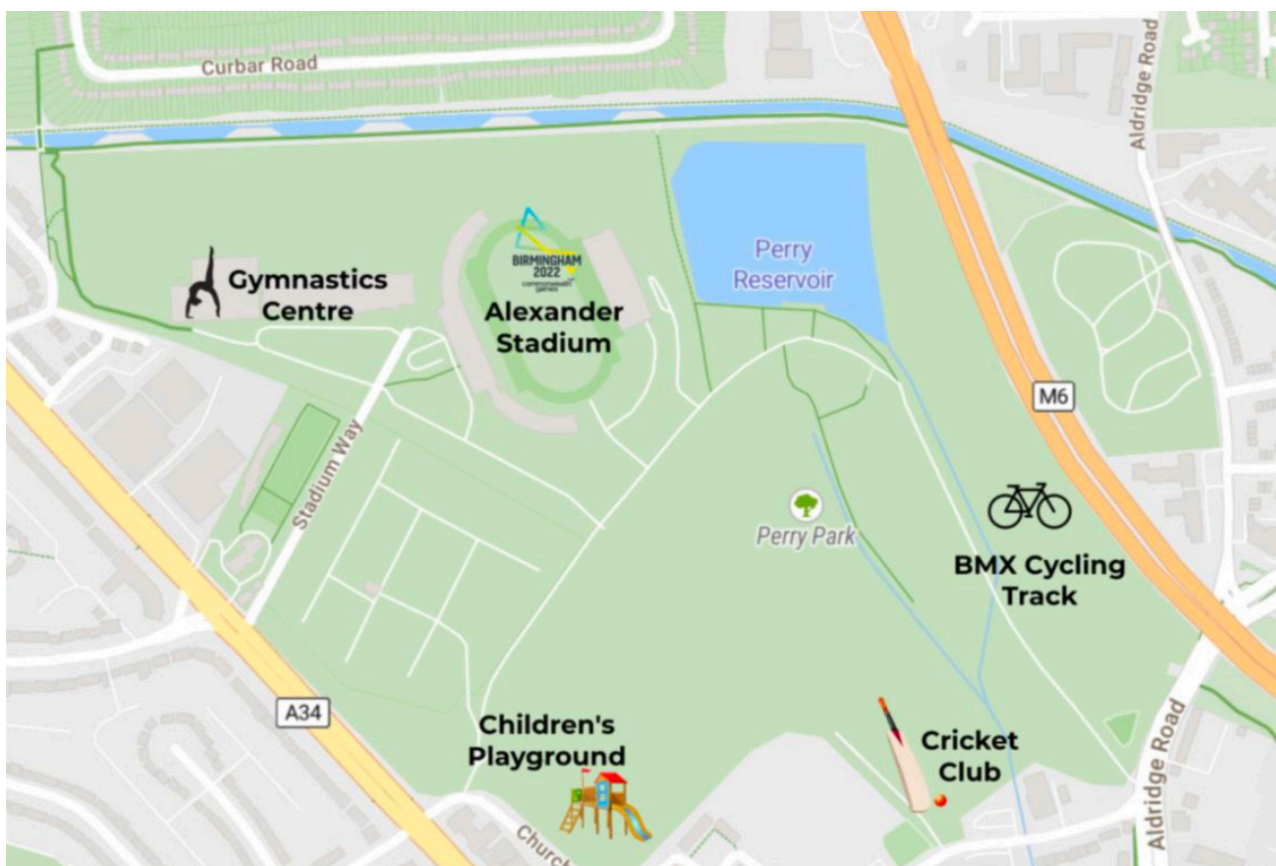
DESCRIBE ALEXANDER STADIUM. WHAT KIND OF SPORTS DO YOU THINK HAPPEN THERE? WHAT CAN YOU SEE? IS IT BIG OR SMALL? WHAT DO YOU LIKE ABOUT IT?



This is Cannock Chase Forest. Some of the sporting events during the Games will be taking place here.

DESCRIBE CANNOCK CHASE FOREST. WHAT DOES IT LOOK LIKE? WHAT SPORTS COULD TAKE PLACE HERE? HOW IS IT DIFFERENT FROM ALEXANDER STADIUM?

Now let's take a look at Alexander Stadium on a map.



**CAN YOU SEE WHERE THE STADIUM IS LOCATED IN PERRY PARK?
CIRCLE ALEXANDER STADIUM ON YOUR MAP.**

WHAT KIND OF SPORTS CENTRE IS CLOSEST TO ALEXANDER STADIUM?

WHAT CAN BE FOUND TO THE LEFT OF THE CRICKET CLUB?

WHAT IS THE NAME OF THE STREET WHICH GOES UP TO ALEXANDER STADIUM?

WHY DO YOU THINK PART OF THE MAP IS BLUE? WHAT IS IT SHOWING?

BREAKING NEWS! THE GAMES ARE COMING!

Now that your class knows that Birmingham is going to be host to the Commonwealth Games and shown off on a global stage, it is time for them to get creative.

Split the class into pairs and explain that they are going to perform their own News Report. They are going to use the questions and answers provided to bring the report to life. The aim will be to use presentation skills, loud clear voices, perform in character and add their own actions.

To support groups can use the script provided below and work through building the scene line by line if you need to. For confident groups, you can stretch them by just giving them some questions from the script and allowing them to improvise their own answers.

1 - Breaking News! The Commonwealth Games is coming to Birmingham!
2 - Yes. They will begin in 2022.

1 - What are the Games?
2 - The Commonwealth Games is a big sports competition.

1 - Who is going to compete?
2 - Athletes come from all over the world to showcase their sporting skills.

1 - How often does the competition happen?
2 - Every four years.

1 - Which sports are in the Commonwealth Games?
2 - There are so many, including rugby, swimming, running, cricket and judo.

1 - What happens before the opening ceremony?
2 - The Queen's Baton Relay, travels the world, then arrives with a special message from the Queen to start the Games.

1 - Look, here comes the Baton now!
2 - Let's follow it this way.

Rather than giving the class printed scripts, it works well to have the questions and answers on the board, this way their hands will be free to add actions. Challenge groups to speak with loud clear voices, and use actions and facial expressions to bring their report to life. Once they have had plenty of practice, bring the groups back together and choose some confident pairs to perform. You may even wish to film the performances to share your work later.



RESOURCES NEEDED:

Recording device - if you wish to film it
The script on a board to prompt them if needed



ESTIMATED ACTIVITY TIME:

15 Minutes - To rehearse and perform the scenes



CURRICULUM LINKS:

Performing Arts - Using performance to build confidence and speech skills

FREEZE GO MOTTO!

This next activity is a fun concentration game with the aim of introducing the Commonwealth Games Federations motto; Humanity, Equality, Destiny.

For this activity you will need plenty of space to move around in. Begin the game very simply: when you say GO the class will begin walking around the space. When you say FREEZE they must be as still as possible. Have a few practices of this. To ensure they are fully focused, add some challenges by saying similar words like sneeze to trick them or by repeating the normal instructions numerous times in a row to see if they flinch or make a mistake. Once you are confident that they have mastered these instructions, gather the class back around for a quick discussion. Explain that you are going to add more instructions. These instructions are actually the Commonwealth Games Federation motto.

HUMANITY EQUALITY DESTINY

Repeat this affirmation a few times as a class. Take each word at a time and come up with your own definitions. Below is how the Commonwealth Games Federation apply their values, use this to prompt definitions if needed.

HUMANITY

We embrace all Commonwealth athletes, citizens, communities and nations.

EQUALITY

We promote fairness, non-discrimination and inclusion in all that we do.

DESTINY

Through impactful, high-performance sport, we help Commonwealth athletes, citizens and communities realise their aspirations and ambitions

Begin with Humanity, define it and then create an action to represent it. For example: a handshake. Add this new action into the game with the instruction HUMANITY along with FREEZE and GO. Then repeat the same process with the other two words, defining them then adding an action of your choice in.

Finish with a discussion about the Motto. What do they think of it? Do they like it and are they values they would like to follow themselves?



RESOURCES NEEDED:

A large open space



ESTIMATED ACTIVITY TIME:

10 MINUTES



CURRICULUM LINKS:

English - Defining Key Terms

VALUES OF THE GAMES

The last activity introduced the Motto followed by the Commonwealth Games. Can anyone remember what it was?

HUMANITY EQUALITY DESTINY

Destiny is a particularly important value for the Commonwealth of Nations. More than 2 billion people live in the Commonwealth and 60% of those are under the age of 30. The Commonwealth wants to empower these young people to realise their potential.

We want your class to think about their own potential and destiny. What do they think will happen to them in the future? You are going to create your own 'destiny dream wall'! Give your pupils their print out. On the sheet they should draw their vision of what their future will be. They can also write a few lines to explain this.

Once completed, cut out your classes designs and display them as a dream wall. When they are all in place, allow your class to look at each other's future goals. You can discuss some of them as a class and explore how you can reach your goals



RESOURCES NEEDED:

Destiny worksheet
Pencils and colours



ESTIMATED ACTIVITY TIME:

15 Minutes - to design and colour their dreams
5-10 Minutes - Share and discuss designs



CURRICULUM LINKS:

Art and Design - Use creativity to develop your own designs, making use of colour and shape

DESTINY DREAM WALL



THE QUEEN'S BATON RELAY

The Queen's Baton Relay will explore the excitement in the lead up to the Birmingham 2022 Commonwealth Games. The Queen's Baton Relay itself has been a tradition since 1958 when the Games were held in Cardiff, Wales. It sees a specially designed Baton complete with a message from Her Majesty The Queen, travel around the nations and territories of the Commonwealth. Read on and complete the activities in this section to find out more and link this important event with your curriculum.



THE QUEEN'S BATON

QUEEN'S BATON RELAY: PAST AND PRESENT

It is time to dive deeper into the history of the Queen's Baton Relay. This section of resources will provide a look back in time at how the tradition has developed.

Begin by reading to your class the following resource *Baton: A Blast in the Past* which is full of facts and pictures of previous Baton Relays. You may wish to watch some videos of previous relays or even look at current news stories of the Birmingham 2022 Queen's Baton Relay.

Their next task will be to cut out the events from the history of the Queen's Baton Relay and put them into the correct order, from oldest to the most recent.

To support pupils, you may wish to allow them to work through this in groups or suggest only choosing a few key moments from the history of the Queen's Baton Relay if they are struggling. To challenge further, they could add their own drawings, or even create drama freeze frames to show the key events



RESOURCES NEEDED:

Blast from the past fact sheet
Timeline resource
Scissors and glue



ESTIMATED ACTIVITY TIME:

5-10 Minutes - Reading the historical information and discussing it as a class
15 Minutes - Creating your timeline



CURRICULUM LINKS:

History - Exploring the development of events in chronological order
Maths - Organising and ordering numbers

BATON: A BLAST IN THE PAST

The Queen's Baton Relay is an exciting tradition where a specially designed Baton, complete with a message from Her Majesty The Queen travels around the nations & territories of the Commonwealth. In October 2021 the Birmingham 2022 Queen's Baton began its journey around the Commonwealth for 294 days before ending in Birmingham on the 28 July 2022.

What is the history behind this unique commonwealth tradition?

Elizabeth II was crowned Queen on the 2 June 1953 and has been recognised as the Head of the Commonwealth since 6 February 1952 when her father passed away.

The first Commonwealth Games took place in 1930 in Hamilton, Canada, but it did not feature a Baton Relay. This was only introduced 28 years later when Cardiff in Wales hosted the Commonwealth Games.

For the first ever Queen's Baton Relay Cardiff created a Baton with decoration in the middle. The decoration was of a dragon in red surrounded by two leeks and a crown. Inside the Baton an important message from Her Majesty The Queen herself was contained. This very special first journey began at Buckingham Palace on 14 July 1958. After travelling for four days through some of England and all of Wales, the Baton arrived in Cardiff on the 18 July 1958 ready for the opening ceremony.



Since the first Queen's Baton Relay, it has featured in the lead up to every Commonwealth Games. The 2006 Melbourne Baton Relay was the first to visit all of the Commonwealth nations. The epic journey took a year and a day and covered 180,000 kilometers.

For Birmingham 2022 the Baton set off in October 2021 and will travel to every corner of the Commonwealth, visiting all 72 nations and territories, including traveling through Wales, Scotland, Northern Ireland and England. In England alone, there will be around 2,000 Batonbearers, and there will be tens of thousands of Batonbearers in total. The Baton is an incredible symbol of bringing people from every corner of the Commonwealth together.

BATON: A BLAST IN THE PAST

TIMELINE OF THE HISTORY OF THE QUEEN'S BATON RELAY.

Cut out the events from the history of the Queen's Baton Relay and put them into the right order.

1958

The first ever Queen's Baton Relay sets off from Buckingham Palace and travels to Wales for the opening ceremony

1952

Queen Elizabeth II becomes Head of Commonwealth

1930

The very first Commonwealth Games are held in Hamilton, Canada

2006

Melbourne hosts the longest Baton Relay yet. It travels to every nation in the Commonwealth

2022

The Baton will arrive in Birmingham ready for the opening ceremony. It will hold a special message from the Queen

1953

Elizabeth II is crowned Queen of the United Kingdom

PASS THE PULSE

This activity aims to explore what it is to be part of the Commonwealth community. Get the entire class into one big circle. It is up to you whether this is sitting or standing. Instruct the class to hold hands and close their eyes. You are going to be passing a pulse around the circle by giving a gentle squeeze of the hand to the person on one side of you. As each person feels the pulse come to them they pass it on to the person on the other side with another gentle squeeze. This continues all the way around the circle until it comes back to you.

Try this a few times, you may even choose to send it in a different direction. Encourage everyone to apply focus to this activity, so if there is a giggle or sound consider starting over until they are exercising control. After you have passed the pulse numerous times, begin a group discussion into the activity.

Discussion points should explore how it felt as the energy passed around the circle. It makes us feel part of something, we all had to work as a team. Passing on positive energy is empowering and is part of the Commonwealth Games motto "Destiny", to help people to work towards their ambitions. Discuss what good things they could pass onto others in day to day life just like they demonstrated in the pulse.

Now repeat the activity but this time ask a few people to move out of the circle leaving a gap. What happened this time? Could the pulse pass all the way around the circle? How did it feel for the people who couldn't pass it on? Frustrating? What about for those it didn't reach or for the people asked to sit out? Did they prefer the activity the first time when there were no gaps or the second time? This part of the activity demonstrates the need for teamwork and what it feels like to be a part of a community working towards a common goal. This is comparable to the efforts of the sporting teams and athletes throughout the Commonwealth and of course to the many Batonbearers on the Relay route around the nations and territories.

To solidify the messages of this activity, you may wish to share news stories or a video of a sports person helping another to win. There are various examples of this in long distance running races



ESTIMATED ACTIVITY TIME:

10 Minutes



CURRICULUM LINKS:

PHSE - Exploration of values, teamwork, community, inclusion.

BATON RELAY ACROSTIC

In this English writing activity, pupils are going to be writing an acrostic poem. An acrostic poem is one where the first letter of each line spells out a word and that word is the subject of the poem. For their acrostic poem the class will be challenged to use the word SPORTS, although you can differentiate it to a longer or shorter word, as is appropriate for the needs of your pupils.

Each line should be relevant and try to include facts they have explored through their learning so far. They do not need to worry about rhyming their poem.



RESOURCES NEEDED:

Acrostic poem template
Writing implements



ESTIMATED ACTIVITY TIME:

10-15 minutes



CURRICULUM LINKS:

English - writing a poem. Exploring a specific poetry structure

S

P

O

R

T

A ROYAL DECREE

One special feature of the Queen's Baton Relay is that a message from Her Majesty The Queen is placed into the Baton before it travels around the Commonwealth. Have a group discussion about what you think this message may say.

Overall, the message is intended to be a calling together of athletes from all nations and territories of the Commonwealth and words of encouragement for their participation in the Games. Remember the Commonwealth Games are not just about competing but also a celebration of sport and human performance, where athletes encourage each other's progress.

Challenge your pupils to write a letter or message from the perspective of Her Majesty The Queen. What words of encouragement would she use? You may even like to present your finished message with a royal flourish, such as in the form of a scroll.



RESOURCES NEEDED:

Paper
Writing implements



ESTIMATED ACTIVITY TIME:

15 minutes



CURRICULUM LINKS:

English - Creating writing in the form of a letter

RESEARCH POSTER

The final activity of this section aims to accumulate the knowledge gained from the Queen's Baton Relay resources, as well as challenging the pupils' use of design and research skills.

Either in small groups or independently, the aim will be to create a poster including some information about the Queen's Baton Relay. They can use computing skills to help them with their research into this, or use facts they have learnt from memory. Alongside this they should make it visual, with pictures and colours.

Once their posters are completed they could swap them with another group to show off their finished work. You may even wish to incorporate some constructive peer feedback.



RESOURCES NEEDED:

Computer or table for research / pictures inspiration
Large poster paper
Colours for their design features



ESTIMATED ACTIVITY TIME:

20-30 Minutes - This could be split into numerous sessions if you wish



CURRICULUM LINKS:

Computing - Typing skills. Online research
English - Information retrieval and writing factual information
Art and Design - Poster creation, making use of shape, colour and layout

LAUNCHING THE BATON

Launching the Baton, takes the knowledge we have gained on what the Queen's Baton Relay is and focuses on the Baton itself. Your class will investigate what it takes to create such a unique and important item that is both functional and symbolic.

In the upcoming activities, there will be an emphasis on design and creativity, therefore pupils should be encouraged to be as inventive as possible. The aim is to bring excitement and pride to the UK's children for such an important cultural event, therefore there are no right or wrong answers. Instead focus on building a connection with the Commonwealth Games and Queen's Baton Relay through fun and engaging activities.



WHAT IS A BATON?

A Baton is a short stick or tube passed from runner to runner in a Relay race. Normally these Batons are simple cylinders, often hollow and made of plastic or aluminium. Begin by showing your class a picture of a sporting Baton such as the one below.



For each Queen's Baton Relay, a new Baton is designed and created. This is not just a simple plain Baton, the new Baton is created to showcase the skill, culture and history of the host city. This one Baton will travel around the world, passed between thousands of Batonbearers to visit all the countries of the Commonwealth. Each design is unique and very special. Allow your class to take a look at some of the Batons used in previous relays.



Have a discussion about the designs. What do you notice? Are the Batons all the same shape, colour, or material? Which one is your favourite? What do you think makes a good Baton? What does it need to do?

DESIGNING THE QUEEN'S BATON

For each Queen's Baton Relay a new unique Baton is designed. The first ever Baton created, was for the The Commonwealth Games in Cardiff, it had decoration in the middle of a dragon in red surrounded by two leeks and a crown. After the Welsh Baton, host countries have designed their Batons with references to their culture and history and often try to use local sustainable materials.

The Glasgow 2014 Games used their handle to show off the country's ship building history, using ancient techniques to craft it. They were inspired by Scottish designer Rennie Mackintosh and the cranes of Glasgow which symbolise the city's engineering heritage.

Now the class have looked at some previous designs, their job is to create their own design for a Commonwealth Baton. Encourage them to consider colours, shapes and if they are up for the challenge, taking inspiration from their local area.

To help your class, you could provide a cylindrical outline for them to base their design on. To help them make links to your local area, perhaps you could provide suggestions or pictures to inspire them. Most importantly their design for a Baton should:

- Be easy to carry while it travels around the world
- Be able to hold a special message from the Queen
- Be unique in its design



RESOURCES NEEDED:

Plain paper for your design. Or with a simple starting outline.
Pencil, ruler and colouring pens / pencils



ESTIMATED ACTIVITY TIME:

15-20 Minutes



CURRICULUM LINKS:

Design and Technology - Design innovative, functional products. Sketch a design.
Evaluate existing designs and creations from previous Batons

MAKE A BATON

In 2018 when the Australian Gold Coast hosted the Commonwealth Games, they placed a strong emphasis on sustainability. This activity helps your class to consider important environmental issues.

Activity 1 - Consider sustainability with your class. Discuss the environment and see if they can name some of the things humans are doing which impacts our planet. Next, come up with a list of things you can do in your lives to be more sustainable and help the environment.

When creating the 2018 sustainable Baton, they used Macadamia Wood. Throughout local history, as groups travelled, macadamia nuts were planted along the journey to mark the way and provided sustenance for future generations. This is an example of sustainability and preparing for those to come. Other parts of the Baton were made of reclaimed plastic. It was collected from the Oceans, waterways and beaches around the Gold Coast, in a project to reduce pollution. It was then sorted, cleaned and melted to create the reclaimed plastic material in the final design.

Activity 2 - Taking inspiration from the Gold Coast's eco conscious Baton, you are going to make your own Baton. (It does not have to be the same as any previous designs you have created). To create your Baton, you must collect and use recycled materials from home and school. If you are feeling very ambitious you may wish to do this as a community clean up like they did in the Gold Coast. Once you have made your recycled Batons you may wish to have a Relay around your school grounds, walking as a group to show off your designs.



RESOURCES NEEDED:

Unused / recycled materials that you have collected from home or school



ESTIMATED ACTIVITY TIME:

10 Minutes - Activity 1

20-30 Minutes - Activity 2, not including collecting your materials



CURRICULUM LINKS:

Design and Technology - Make a product from a range of materials. Consider functional and aesthetic properties
Apply knowledge to strengthen and reinforce complex structures

THE OFFICIAL BIRMINGHAM 2022 BATON

Having looked through a history of the Batons created for the Queen's Baton Relays since 1958, it is time to see the brand new design for the Birmingham 2022 Commonwealth Games. The Baton features an intricate and unique design, embodying the spirit of Birmingham, the West Midlands and the modern Commonwealth. Share the following resource about the Baton and its design.

The fantastic design showcases Birmingham, the West Midlands and British design at its finest. Discuss the class's thoughts on the Baton and build excitement for when the Baton will arrive back in the UK. Perhaps they may even wish to see the Baton as it travels near your local area.



RESOURCES NEEDED:

Electronic or printed Baton resource



ESTIMATED ACTIVITY TIME:

10 Minutes



CURRICULUM LINKS:

Design and Technology - Analysing existing products

BIRMINGHAM 2022 BATON

This is the amazing design of the Baton for the Birmingham 2022 Queen's Baton Relay. The Baton is made of copper, aluminium and brass metals, these colours have been chosen to represent the 1st, 2nd, and 3rd place medals. Choosing copper, aluminium and brass was more affordable and sustainable than Gold, Silver and Bronze. There is also some platinum used in the design to link with Queen Elizabeth II's Platinum Jubilee taking place in 2022. The metal elements of the Baton were cast in Birmingham's Jewellery Quarter, showcasing local skills and history. The Jewellery Quarter dates back over 200 years and an estimated 40% of all British jewellery is made here.

Amazingly, the colours of these metals will change over time, as they are exposed to air and water. The copper will change from a reddish brown colour to a green colour. This means the Baton will evolve in appearance as it is passed from Batonbearer to Batonbearer. Another exciting feature is that the Baton is fitted with an LED lighting display and a heart rate sensor that displays the heartbeats of Batonbearers. The lighting also changes when two people grip the Baton during handover.

A very special feature of the Birmingham 2022 Baton is that it is packed with exciting technology. There is a 360 Degree Camera, so that photos can be taken along the journey. This Baton will give a view of the Commonwealth nations that has never been seen before.

It wouldn't be complete without the Queen's special message, in the Baton, it will be hidden in a chamber at the top of the Baton under the Birmingham 2022 logo.

BIRMINGHAM 2022 BATON



DO YOU LIKE THE NEW DESIGN?

WHY?

WHAT DO YOU THINK IS THE BEST THING ABOUT THE BATON?

STILL IMAGE SCENES

The Queen's Baton Relay is a spectacular feat of planning, it travels hundreds of thousands of kilometers in 294 days and through the hands of tens of thousands of Batonbearers. Not only does it travel through the nations and territories of the Commonwealth but time is actually spent in each one. These visits are an opportunity to share culture and celebrate local communities. In the past, the Baton has visited natural and manmade landmarks, schools, community celebrations, and travelled by train, plane, boat, on foot, by tram, on horseback, by bike, any way you could imagine.

Your class will now act out key moments in the Queen's Baton Relay through freeze frames. Freeze frames are still images created by the pupils stopping the action, almost like taking a photograph. The pupils could portray both people and objects that help to bring the picture together.

Split your class into small groups, then call out the images they need to create one by one. Setting a short time limit on this often helps them to think quickly, creatively and work more efficiently as a team. Create the following images:

- The Queen writes a special message.
- The special message is placed into the Baton.
- Everyone sees the Baton for the first time, outside Buckingham Palace.
- The Baton begins its journey (Challenge them with portraying numerous forms of transport depending on how much time you have - bicycle, train, horseback, running, plane, boat. Or even trying to create different countries' landmarks, with the help of pictures for inspirations - Sydney Opera House, the Taj Mahal etc.)
- The Baton finally arrives, the Games begin!

You can take pictures of their freeze frames to use for future writing lessons. Try writing using sequencers (firstly, next, then, after etc.) and using their own pictures to demonstrate the journey of the Baton.



RESOURCES NEEDED:

Large open space



ESTIMATED ACTIVITY TIME:

20 minutes



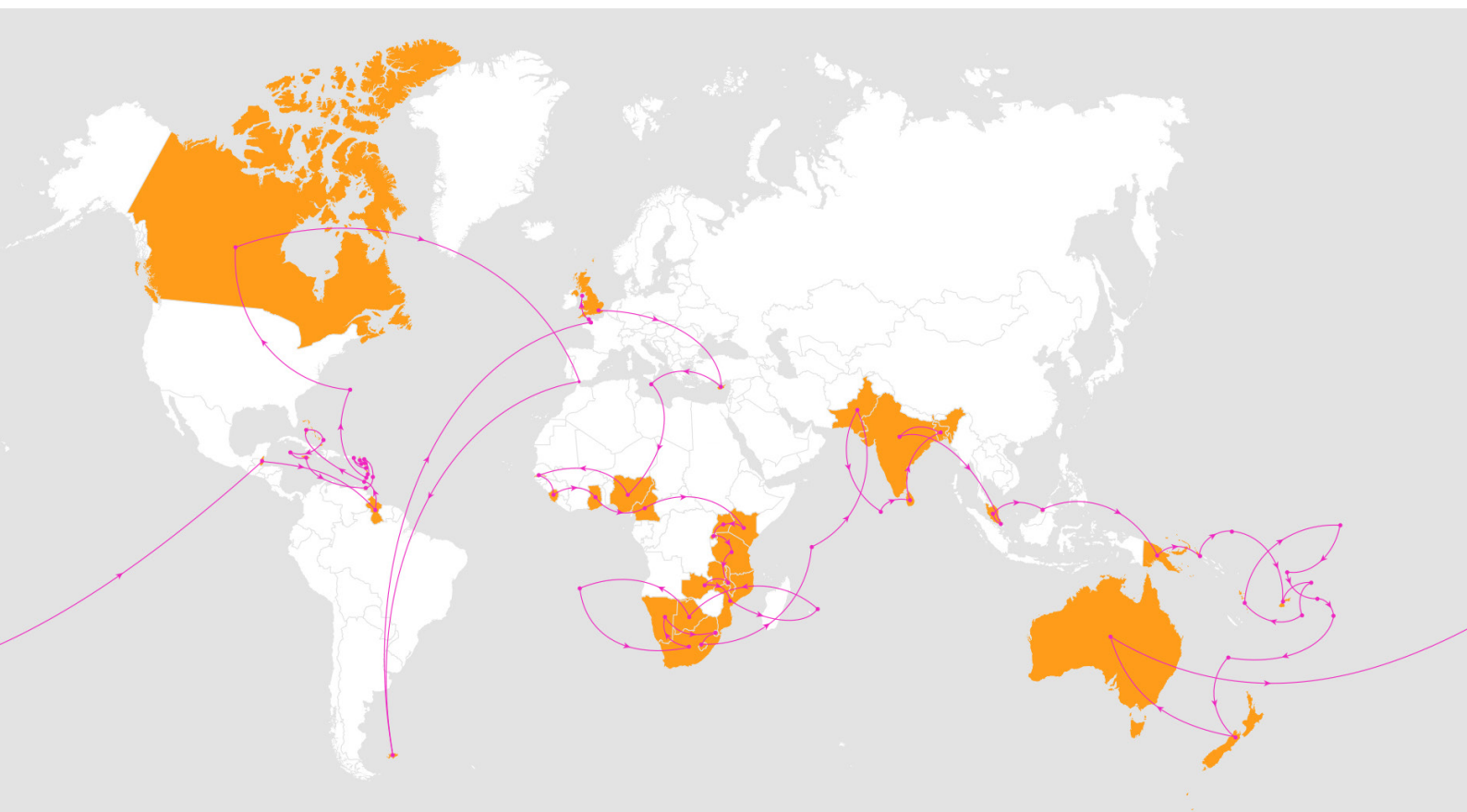
CURRICULUM LINKS:

Performing Arts - Creating freeze frames in groups using facial expression and body language







JOURNEY TO THE GAMES

Journey to the Games, focuses on the route the Queen's Baton Relay will be taking around the nations and territories of the Commonwealth. Not only will you discover the route of the Baton on it's way to Birmingham 2022, but you will be able to follow its progress in real time over the 294 days. In addition to this, the resources in this section allow your class to engage with the journey using inventive ways as part of their classroom learning.










Let's begin by taking a look at the route the Baton will take between October 2021 and January 2022. The following pages outline the journey around the Commonwealth and how long the Baton will spend in each location.




OCTOBER 2021

Monday	Tuesday	Wednesday	Thursday	Friday	Saturday	Sunday
				1	2	3
4 Travel	5 Travel	6 Travel	7 Buckingham Palace	8 Travel	9 Cyprus 	10 Cyprus 
11 Travel	12 Malta 	13 Malta 	14 Travel	15 Travel	16 Nigeria 	17 Nigeria 
18 Travel	19 Travel	20 The Gambia 	21 The Gambia 	22 Travel	23 Sierra Leone 	24 Sierra Leone 
25 Travel	26 Ghana 	27 Ghana 	28 Travel	29 Cameroon 	30 Cameroon 	31 Travel

NOVEMBER 2021

Monday	Tuesday	Wednesday	Thursday	Friday	Saturday	Sunday
1 Travel	2 Kenya 	3 Kenya 	4 Rwanda 	5 Uganda 	6 Uganda 	7 Travel
8 Travel	9 Travel	10 Rwanda 	11 Rwanda 	12 Travel	13 United Republic of Tanzania 	14 United Republic of Tanzania 
15 Travel	16 Travel	17 Malawi 	18 Malawi 	19 Travel	20 Zambia 	21 Zambia 
22 Travel	23 Mozambique 	24 Mozambique 	25 Travel	26 Travel	27 Mauritius 	28 Mauritius 
29 Travel	30 Botswana 					

DECEMBER 2021

Monday	Tuesday	Wednesday	Thursday	Friday	Saturday	Sunday
		1 Botswana 	2 Travel	3 Travel	4 Travel	5 St Helena 
6 St Helena 	7 Travel	8 South Africa 	9 South Africa 	10 South Africa 	11 South Africa 	12 Travel
13 Travel	14 Namibia 	15 Namibia 	16 Travel	17 Eswatini 	18 Eswatini 	19 Travel
20 Lesotho 	21 Lesotho 	22 Travel	23 Seychelles 	24 Seychelles 	25 Travel	26 Travel
27 Pakistan 	28 Pakistan 	29 Pakistan 	30 Travel	31 Travel		

JANUARY 2022

Monday	Tuesday	Wednesday	Thursday	Friday	Saturday	Sunday
					1 The Maldives	2 The Maldives
3 Travel	4 Sri Lanka	5 Sri Lanka	6 Travel	7 Bangladesh	8 Bangladesh	9 Bangladesh
10 Travel	11 Travel	12 India	13 India	14 India	15 India	16 Travel
17 Singapore	18 Singapore	19 Singapore	20 Travel	21 Travel	22 Malaysia	23 Malaysia
24 Malaysia	25 Travel	26 Brunei Darussalam	27 Brunei Darussalam	28 Travel	29 Travel	30 Papua New Guinea
31 Papua New Guinea						

JOIN THE JOURNEY

As the route for the Baton Relay takes 294 days, the aim will be to engage your class throughout this journey. Rather than a one off activity, Join the Journey aims to build engagement throughout the entirety of the Queen's Baton Relay. Below are some suggested activities for how to do so:

Activity 1 - Create an Interactive Working Wall for the Queen's Baton Relay. You could have a display board dedicated to this, or simply use a small area of your whiteboard, or stick an individual whiteboard up onto an area of your classroom. Whichever way you choose to display this in your classroom ensure you have a section which is titled "distance travelled". Each day, as a check in with the Baton, you can update how far it has travelled. Perhaps even challenge them to add some of the distances together with your help. This can be a very quick starter to begin the day and a way of keeping engaged with this spectacular journey.

Activity 2 - Track the Map. Either as part of an aforementioned display board, or on its own, print or use a very large map of the world. This is a simple activity, where each time the Baton moves to a new country, someone from the class will find it on the map and mark it out. You may choose to use a pen, or pins and string to connect and create the whole journey. The activity is a great visual tool and helps the children to understand the journey in real time.

Activity 3 - Fast Facts. As a check in activity, when you have a few minutes spare, look at the official Baton route to see where the Baton is on that specific day. Share a few fast facts about the place or country it is currently in. You could also look together at pictures of the location on the main class interactive whiteboard.



RESOURCES NEEDED:

Whiteboard / paper to make an editable working wall tracking the Batons progress
A large map of the world
Pen and ruler or pins and string to add to the map



ESTIMATED ACTIVITY TIME:

5 minutes or less. These activities are intended to be very short but done frequently as a check in with the topic. They could simply be starter activities to begin the day or begin other lessons.



CURRICULUM LINKS:

Mathematics - Quick maths challenges.
Geography - locational knowledge of countries / continents and map reading

THE BATON'S JOURNEY

CAREFULLY TRACE THE LINES TO COMPLETE
THE QUEEN'S BATON RELAY JOURNEY



PAVING THE WAY

This activity focuses on teamwork and problem solving. Split the class into teams of around 5 or 6 - try to make this a bit of a challenge, grouping them with people they may not normally work with. The teams will start in their "home country" (or you may wish to pick a local landmark), using the stepping stones they must make their way to the final destination. You could choose the next destination the Baton will actually be travelling to at the time you play this game.

The teams will have one more stepping stone, than the number of teammates they have. They must work together to figure out how to complete their journey. The rules are that if any part of your body goes off the path and touches the floor, you have to go back to the start.

The pupils will learn how to work as a team, discovering for themselves that they must pass their resources to the person at the front to travel on their journey. The first team to make it to the finish line wins.



RESOURCES NEEDED:

Printed and laminated resources - including enough stepping stones for one per player

A large open space



ESTIMATED ACTIVITY TIME:

15 Minutes



CURRICULUM LINKS:

Physical Education - Teamwork, Problem Solving, Physical Movement

STARTING LINE RESOURCE



STEPPING STONE RESOURCE



TIME TRIALS

Time plays a hugely important role within the Games and Queen's Baton Relay. Timings are perfectly calculated to ensure the events run smoothly. As it travels the world, the Baton is subject to changing time zones.

During the Games athletes compete to beat their timed personal records and in team sports like netball it is essential that each time period is recorded accurately.

This next activity sheet tests your pupils mathematics skills with a focus on time within the calculations. It is an independent activity but to differentiate and support pupils you could put them into peer support pairs. To add a challenge differentiation, you could set a time limit or time the fastest person to correctly complete all questions, thus adding a further link to time and stretching pupils who need it.



RESOURCES NEEDED:

Time trials resource
Writing implement
Timer / stopwatch (optional)



ESTIMATED ACTIVITY TIME:

10 Minutes



CURRICULUM LINKS:

Mathematics - Working with time. Problem solving calculations

TIME TRIALS

QUESTION 1

The beach volleyball match was supposed to start at 9 o'clock but it was one hour late. What time did the match start?

QUESTION 2

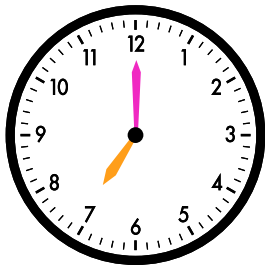
A runner set off racing at 4 o'clock and finished at 6 o'clock. How long were they running?

QUESTION 3


If it is half past the hour, what number is the minute hand pointing to on a clock?

QUESTION 4

These clocks show the starting times of sporting events. What times do the clocks say?



Gymnastics



Diving


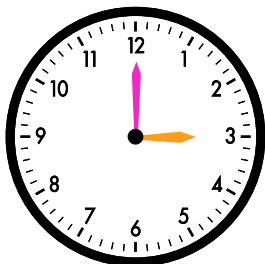




Table Tennis



Rugby



Lawn Bowls




Basketball


TIME TRIALS

QUESTION 5


Draw the hands on the clocks to show the times.



1:00





3:30




5:00

Match the clocks to the time they show. The first one has been done for you.

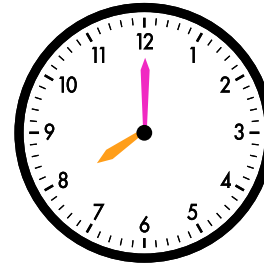
8 o'clock




11 o'clock



5 o'clock



3 o'clock



BATON BACKGROUNDS

During its journey, the Birmingham 2022 Baton will visit locations in 72 different nations and territories around the Commonwealth. In this Art and Design activity, you will need to draw a background to show different settings around the world. You may wish to begin with your local area, drawing a background which features landmarks you are proud of. After this choose a country or nation from elsewhere in the Commonwealth. Complete some research to discover what kind of things we might see in this setting: what kind of climate does it have? Is it known for any particular plants or animals that you could draw? Are there any famous landmarks in the area?

Using your research, draw a new background for the Baton. Once you have completed your backgrounds you can cut out an image of the official Baton and place it in its new and different settings. To ensure a range of countries and backgrounds, you could allocate one country per table and support them by providing some pictures of that country for inspiration.

A presentation suggestion for your finished work is to display all the different country designs in a long corridor. You can then have your own exhibition, moving along and admiring the Baton as it travels on its journey.



RESOURCES NEEDED:

Paper and coloured pens / pencils / paints for your design



ESTIMATED ACTIVITY TIME:

45 Minutes - for numerous designs and the research into them

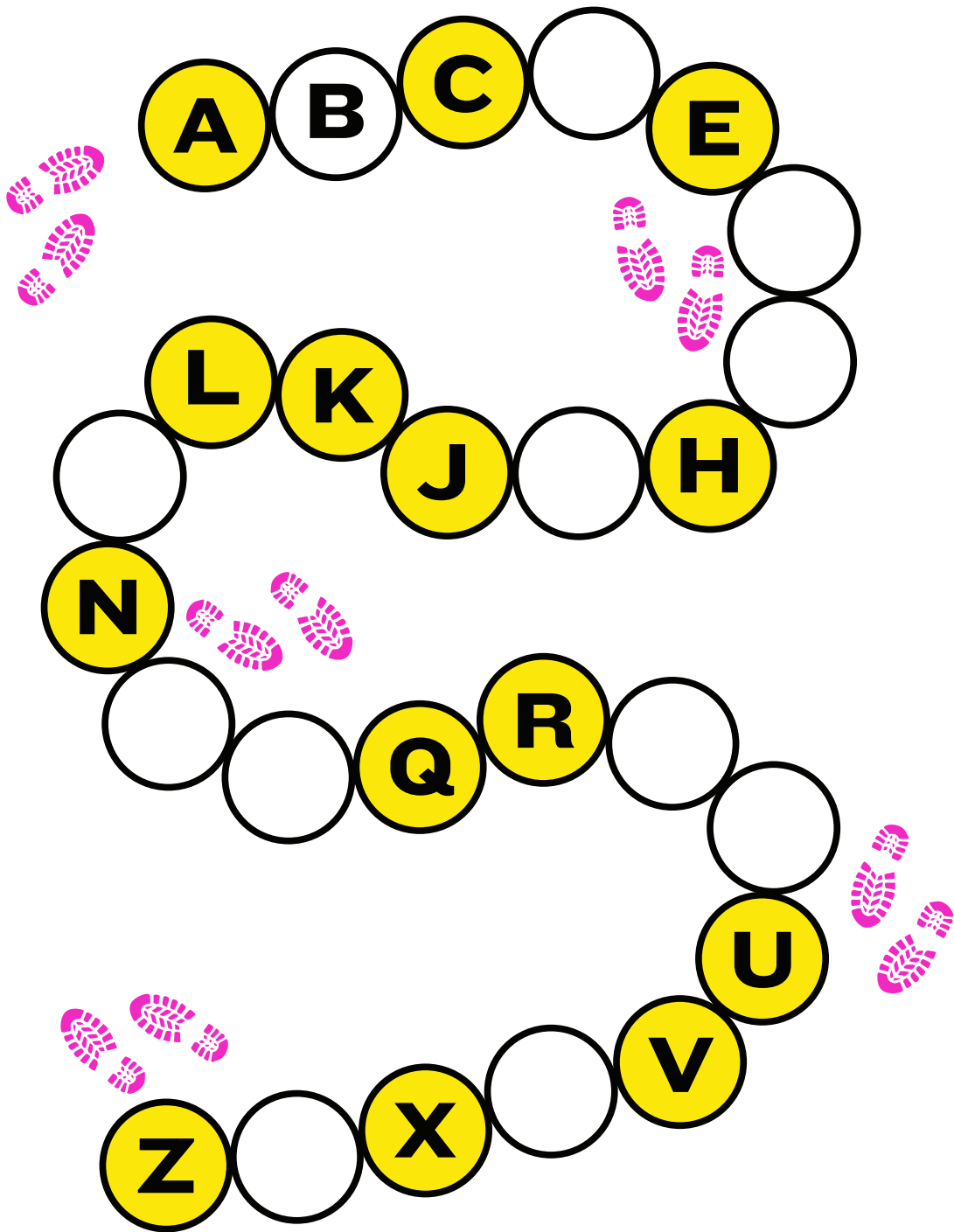


CURRICULUM LINKS:

Art and Design - Designing and creating a piece of work, considering the use of colour and material

THE BATON'S JOURNEY

FILL IN THE MISSING LETTERS OF THE ALPHABET
COMPLETE THE QUEEN'S BATON RELAY JOURNEY



JOURNEY TO THE GAMES BOARD GAME

This creation challenge can be done in either small groups or as an individual task. Whichever you decide, the aim will be to create a board game based on the theme of Journey to the Games, with the Queen's Baton Relay being the ultimate journey! In the resource below we have provided a board game outline for you to colour and design each element. It can be whatever you like as long as it is colourful and fun.

When designing your boards you could add country locations to it, trick squares (such as move back 3 spaces), short cuts, decoration in the spaces and around the outside to make it look like a journey. Finally put all the pieces together and get ready to play.

Once completed take time to share and actually play your games within class. Challenge the pupils to explain to someone else how to play their game, or even have an additional task to write an instruction manual if they can.



RESOURCES NEEDED:

Card / paper and stationery for reinforcing your board game. The printed board game resource

Glue

Colours



ESTIMATED ACTIVITY TIME:

45 Minutes - Including designing and making the board game

Optional time - play the games to test them out



CURRICULUM LINKS:

Design and Technology - Design and make a product. Consider its functional and aesthetic properties

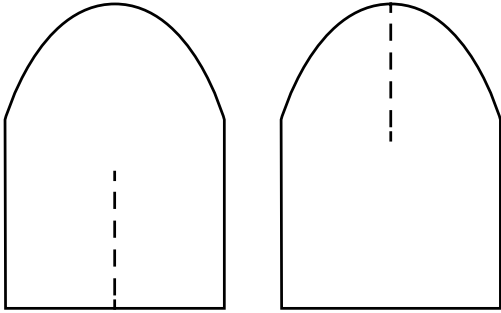
Test and analyse the product you have created

JOURNEY TO THE GAMES BOARD GAME

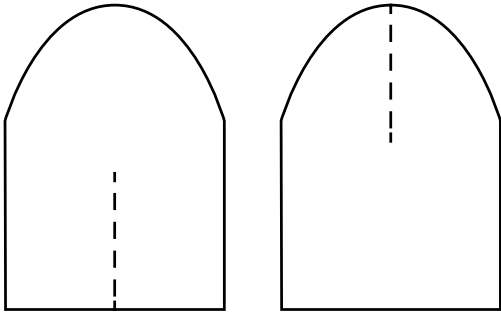
START				
FINISH				

PLAYING PIECES

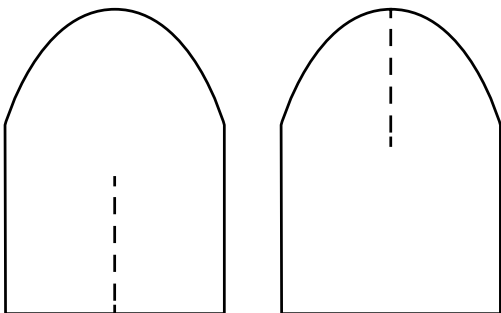
There are two pieces per player, cut the lines and slot them together so they stand up



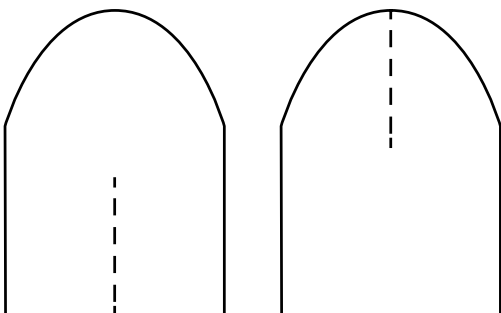
PLAYER ONE



PLAYER TWO

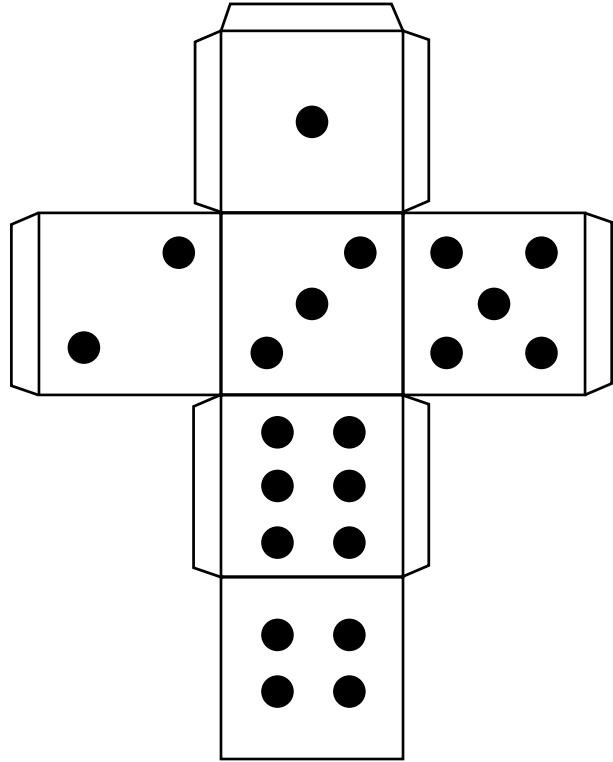


PLAYER THREE



PLAYER FOUR

MAKE YOUR OWN DICE



MY FUTURE JOURNEY

The Commonwealth nation and territories has a combined population of more than 2 billion, of which more than 60% are under 30 years of age. One of the main aims of the Commonwealth Games Federation is improving the chances of the Commonwealth's young people. The Birmingham 2022 Commonwealth Games will champion young people and inspire them to accomplish their goals. This activity aims to focus on the future, help to set goals and to empower pupils to work towards their future / their destiny.

Begin by considering keywords surrounding the passing of time. The flashcards on the following resources can provide a visual aid for your discussions. Put the words into sentences and build a word wall for your work. Now discuss as a class the future specifically. What are they looking forward to in the future? Think about this in the short term (this week), medium term (in the next year) and long term (within their life).

Next, ask the class to draw a picture of themselves in the future. What do they hope they will be doing during their life's journey? Under their picture they should write at least one sentence describing this.

Share some of their pictures and visions of the future together. Whatever their goals are, they should be looked at positively and encouraged to be ambitious in meeting them. In their journey through life there will be many different paths and choices, some of it is not easy. No matter what, encourage your class to remember that the most important thing is to be happy.



RESOURCES NEEDED:

My future worksheet
Writing implement



ESTIMATED ACTIVITY TIME:

20 Minutes - Discussion and worksheet



CURRICULUM LINKS:

PHSE - Considering our place in the wider world and setting goals and aspirations
English - Understanding key vocabulary relating to the past, present and future

PAST

PRESENT

FUTURE

BEFORE

NEXT

TODAY

TOMORROW

YESTERDAY

MY FUTURE

BATON RELAY

Host your own Baton Relay event. Begin by fully warming up as a class. Set a course in your school hall or field either as a loop or backwards and forwards along a track. Split the class into even teams and explain the rules. A Relay consists of shorter sprinting sections, before passing the Baton on to your next team mate, who will then sprint and pass it on again. This pattern continues to the finish line. The key to the Baton Relay is in the transition zone, as the Baton is passed on it should be done as smoothly as possible, therefore teamwork is key. Try to perfect your skills by racing numerous times and pitting different teams against each other.

Have your Relay race and afterwards discuss the event. How did they find it? What was difficult and what was easy? Now consider the Queen's Baton Relay, this huge event spanning 294 days and 72 nations! Having raced for themselves, what challenges do they think the organisers might face? Remember during the Queen's Baton Relay the Batonbearers do not have to run, they may travel by a variety of methods, however the event still takes resilience, planning and lots of teamwork!



RESOURCES NEEDED:

A Baton

Large open space



ESTIMATED ACTIVITY TIME:

30 Minutes



CURRICULUM LINKS:

Physical Education - Partake in physical activities including running and coordination. Play competitive games, communicating, collaborating and acting with sportsmanship and integrity. Compare performances and demonstrate improvement towards personal goals

GETTING RELAY READY

In the following activities you will be thinking about getting ready for the Queen's Baton Relay. You will explore what kind of things the athletes need to help with their journey. During this section you will explore the theme through mathematics reasoning, counting and problem solving.



RESOURCES NEEDED:

Printed resources



ESTIMATED ACTIVITY TIME:

Worksheet

Writing implements



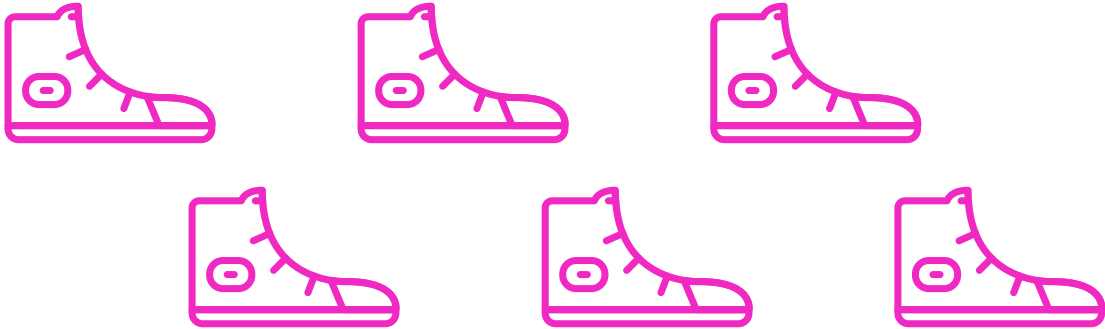
CURRICULUM LINKS:

Mathematics - Counting and basic addition using a numberline

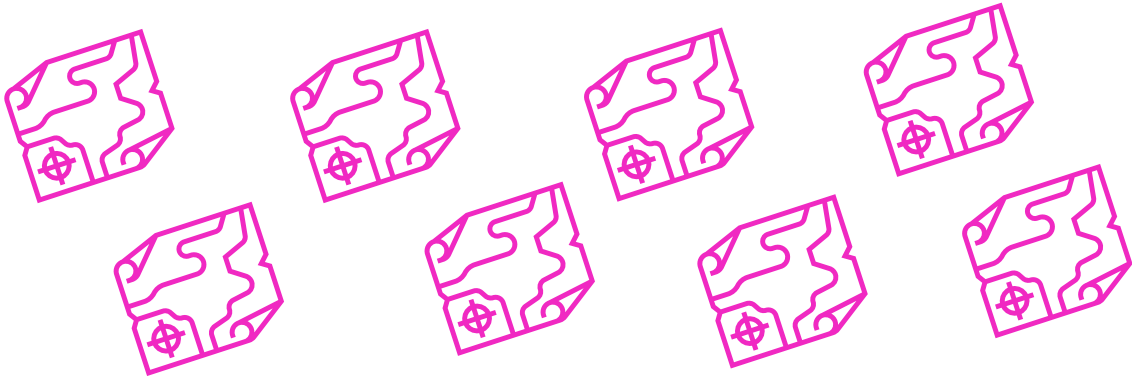
BRING THE BATON

THE BATONBEARERS NEED LOTS OF DIFFERENT THINGS TO PREPARE FOR THE GAMES, MAKE SURE THEY HAVE ENOUGH OF EACH ITEM

1. Sam needs 2 shoes. Circle 2 shoes for Sam to take with him.



2. Circle 5 maps for Hamza to follow during the Baton's journey.



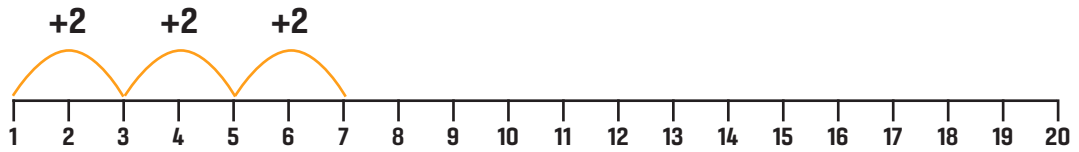
3. How many maps were left over? _____

4. Pat only needs half of the suitcases here. Cross out the other half.



RACE TO THE RELAY

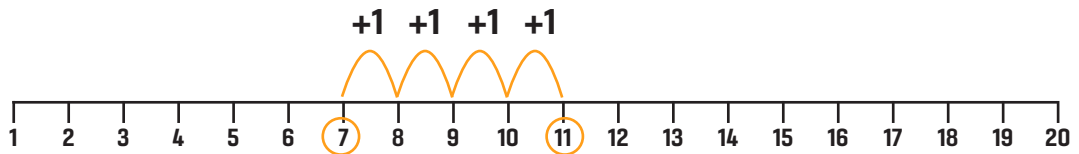
TOM IS RUNNING ALONG THE NUMBER LINE. COUNT UP 2 AT A TIME USING YOUR NUMBER LINE TO HELP HIM GET TO THE FINISH.



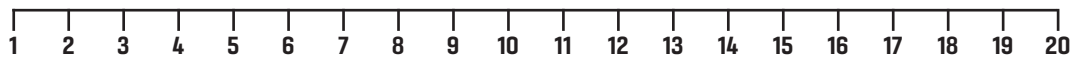
Complete the additions to help the racer run faster. Use the number lines to help you.

We have done the first one for you:

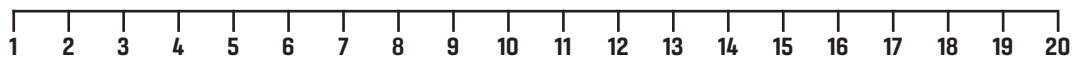
$$7 + 4 =$$



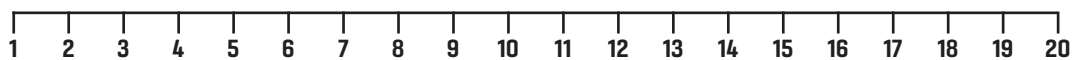
$$1 + 8 =$$



$$12 + 6 =$$



$$5 + 13 =$$



Queen's Baton Relay proudly partnered with



Official Partner of International
& Domestic Sectors



UNIVERSITY OF
BIRMINGHAM

Official Partner of
International Sector

This brings us to the end of our KS1 Queen's Baton Relay resource pack. We hope you have enjoyed joining in and preparing for The XXII Commonwealth Games.

LET THE GAMES BEGIN!

Birmingham 2022

One Brindley Place
Birmingham
West Midlands
B1 2JB

Birmingham2022.com

